



## Illuminator CIII Emergency Lighting Inverter System

### 3-Phase Systems 4.8KVA/KW to 50KVA/KW



Electronics Cabinet  
Models 24KVA to 50KVA\*



\*Electronics cabinet dimensions. Please refer to chart on next page for battery cabinet dimensions.

#### STANDARD FEATURES

- 98% Efficient (Typical)
- UL 924 Listed
- PWM/IGBT Technology & Microprocessor Control
- Internal Maintenance Bypass
- User Programmable with Password Protection
- Automatic Event & Alarm Log
- RS232 Communications Port
- Input Circuit Breaker
- Low Audible Noise

#### OPTIONAL FEATURES

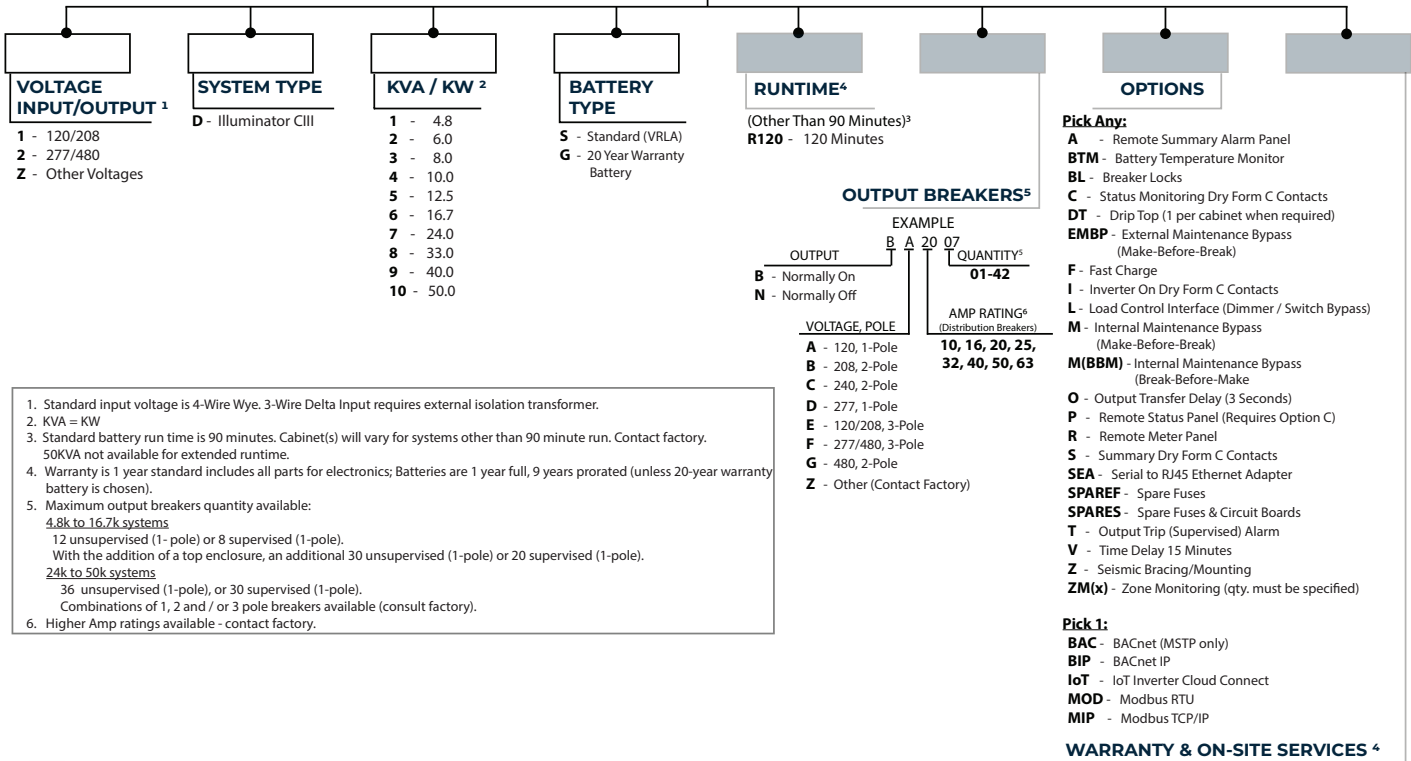
- Enhanced Communications  
Expanded Building Management Protocols  
BACnet or Modbus Communications Interface  
**NEW IoT Connect Cloud Software**
- External Maintenance Bypass
- Internal Maintenance Bypass
- Status Monitoring Dry Form C Contacts
- Summary Dry Form C Contacts
- Output Circuit Breakers
- Remote Meter Panel
- Extended Factory Warranty, Startup & Training

#### SPECIFICATIONS

- Input 120/208 or 277/480 VAC 3 Phase 4 Wire Wye Configuration
- Output 120/208 or 277/480 VAC 3 Phase Wye Or Delta Configuration
- Output Load Power Factor .5 Lag to .5 Lead
- LED, Electronic & Magnetic Ballast Compatible
- Output Distortion Less Than 3% THD For Linear Loads
- Forced Air Cooling Only During Emergency Operation; No Filters Required
- Generator Compatibility
- 90 Minute Runtime Standard; Additional Runtimes Available Upon Request

# ORDERING GUIDE

Example Model Number:  
1-D-4-S-A2007-F-2YW



- Standard input voltage is 4-Wire Wye. 3-Wire Delta Input requires external isolation transformer.
- KVA = KW
- Standard battery run time is 90 minutes. Cabinet(s) will vary for systems other than 90 minute run. Contact factory. 50KVA not available for extended runtime.
- Warranty is 1 year standard includes all parts for electronics; Batteries are 1 year full, 9 years prorated (unless 20-year warranty battery is chosen).
- Maximum output breakers quantity available:  
4.8k to 16.7k systems  
12 unsupervised (1-pole) or 8 supervised (1-pole).  
With the addition of a top enclosure, an additional 30 unsupervised (1-pole) or 20 supervised (1-pole).  
24k to 50k systems  
36 unsupervised (1-pole), or 30 supervised (1-pole).  
Combinations of 1, 2 and / or 3 pole breakers available (consult factory).
- Higher Amp ratings available - contact factory.

= Required feature for part number.  
 = Optional feature.  
Not required for part number.

## DIMENSIONS (90 MINUTE RUN SYSTEMS)<sup>3</sup>

Partial Model Number	UPS Electronics Module									Batteries		Battery Module									Tot. Sys. Wt.
	Power Rating (kVA)		Power Rating (kW)		Efficiency (@ full load) (Typical)		Audible Noise (dBA @ 1m)		Heat Loss (BTU)		Cabinet Dimensions	Number of Batteries	Total Battery Weight	Voltage (VDC)	Current (Amperes)		Run Time (mins)	Number of Battery Cabinets			
	Width	Height	Depth	Weight	Width	Height	Depth	Weight	Width	Height					Depth	Weight		Width	Height	Depth	
in/cm	in/cm	in/cm	lbs/kg	in/cm	in/cm	in/cm	lbs/kg	in/cm	in/cm	in/cm	lbs/kg	lbs/kg	in/cm	in/cm	in/cm	lbs/kg	in/cm	in/cm	in/cm	lbs/kg	
D-1-S	4.8	4.8	98	45	326	30/77	47/120	25/64	535/243	888/403	12	144	39	90	30/77	47/120	25/64	210/96	1	1633/741	
D-2-S	6.0	6.0	98	45	408	30/77	47/120	25/64	535/243	1110/504	15	180	39	90	30/77	47/120	25/64	210/96	1	1855/842	
D-3-S	8.0	8.0	98	45	544	30/77	47/120	25/64	535/243	1480/672	20	240	39	90	30/77	47/120	25/64	232/106	1	2247/1020	
D-4-S	10.0	10.0	98	45	680	30/77	47/120	25/64	639/290	1776/806	24	144	81	90	30/77	47/120	25/64	420/191	1	2835/1286	
D-5-S	12.5	12.5	98	45	850	30/77	47/120	25/64	639/290	2220/1007	30	180	81	90	30/77	47/120	25/64	420/191	2	3279/1488	
D-6-S	16.7	16.7	98	45	1136	30/77	47/120	25/64	639/290	2960/1343	40	240	81	90	30/77	47/120	25/64	464/211	2	4063/1843	
D-7-S	24.0	24.0	98	45	1632	44/112	72/183	31/79	1250/567	4440/2014	60	240	117	90	48/122	72/183	31/79	700/318	1	6390/2899	
D-8-S	33.0	33.0	98	45	2244	44/112	72/183	31/79	1250/567	6080/2758	80	240	160	90	48/122	72/183	31/79	1300/590	2	8630/3915	
D-9-S	40.0	40.0	98	45	2720	44/112	72/183	31/79	1450/658	7400/3357	100	240	194	90	48/122	72/183	31/79	1300/590	2	10150/4604	
D-10-S	50.0	50.0	98	45	3400	44/112	72/183	31/79	1460/658	9120/4137	120	240	243	90	48/122	72/183	31/79	1400/635	2	11980/5434	

