



## Illuminator LV

### Emergency Lighting Inverter System

#### Single Phase Systems 175VA/W to 1100VA/W

175 VA/W



350 or 550 VA/W



750 VA/W



1100 VA/W



\*Units with red cabinets ship in 5 days or less. Other cabinet colors and OSHPD rated units require additional lead time.

#### STANDARD FEATURES

- UL 924 Listed
- UL 924 Self-Testing & Self-Diagnostics
- High Efficiency System
- Compatible with Incandescent, Fluorescent, LED & Quartz
- Input Fuse and Battery Fuse Protection
- 90 Minute Run Time
- System Status Indicators & Momentary Test Switch
- Red Wall Mounted Cabinet
- High Crest Factor and Inrush Capabilities
- Pure Sine Wave
- Summary Fault Form C Contacts

#### OPTIONAL FEATURES

- Enhanced Communications
  - Expanded Building Management Protocols
  - BACnet or Modbus Communications Interface
  - NEW IoT Connect Cloud Software**
- Status Monitoring Contacts
- Output Circuit Breakers (except on 175VA/W systems)
- Seismic Bracing
- Factory Startup and Training
- Plenum Rated 175VA Grid Mount Only
- Remote Summary Alarm Panel
- Automatic Event, Test and Alarm Log
- NFPA 101 Self Testing and Data Logging

#### SPECIFICATIONS

- Input Voltage: Field Selectable at 120VAC or 277VAC;
- 1-Phase 2-Wire Plus Ground +10% to -15%
- Relative Humidity < 95% (Non-Condensing)
- Load Power Factor: 0.5 Lagging to 0.5 Leading
- Output Voltage Distortion Less Than 10% For Resistive Loads
- Line interactive PWM inverter type utilizing MOSFET technology with 6mS transfer time (1100VA/W; 25mS Typical)
- Compatible with Generators (10x Inverter Size)
- Maintenance Free VRLA Batteries
- Microprocessor-controlled, 3-Stage Battery Charger
- Alarms include monthly test fault, yearly test fault, charger fault, load reduction fault, output voltage low, output voltage high, overload fault, low voltage disconnect, heatsink over temp and input fuse failure
- 10kAIC at 120VAC; 1.5kAIC at 277VAC
- Inverter Operating Temperature 32°F to 104°F (0°C to 40°C)
- Battery Operating Temperature 68°F to 86°F (20°C to 30°C) per UL 924 Specifications

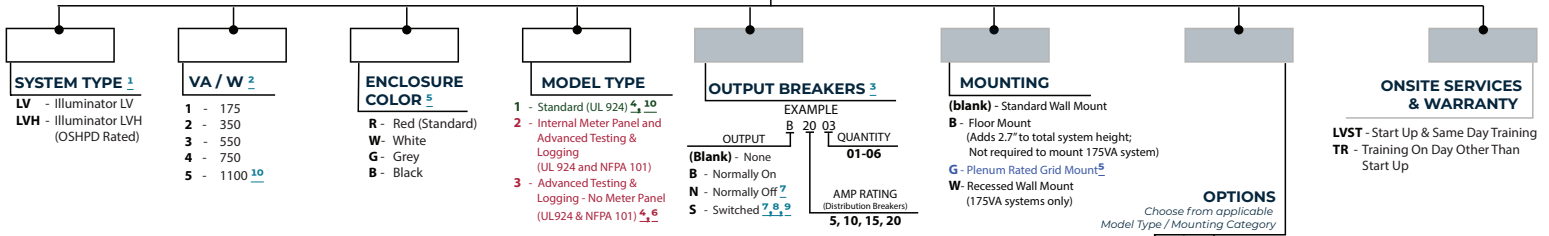


44 S. Commerce Way, Bethlehem, PA 18017 | 610-868-3500 | [quotes@myerseps.com](mailto:quotes@myerseps.com) | [www.myerseps.com](http://www.myerseps.com)  
Specifications subject to change without notice.



# ORDERING GUIDE

Example Model Number:  
LV-4-R-3-B2003-F-HH-LVST



- Wall mounted unit is standard.
- VA = W
- Maximum output breakers available: 175VA-no OCBs available, 350/550VA 3 OCBs max, 750VA and 1100VA 6 OCBs max.
- No meter panel included.
- Grid/Ceiling mounted system standard color is white. All other models, the standard color is red.
- Requires HH or RMP option to retrieve data.
- Normally off not available when using switched output.
- Maximum of 3 switched outputs, each with 10 amp circuit breaker.
- Multiple switched outputs or transfer delay limit available alarm contacts on Type 2 and 3 systems. For Type 1 systems, there are no alarm contacts when using switched output. Contact factory.
- 1100VA Systems are only available as Model Type 1 - Standard UL 924 & not available as LVH - OSHPD rated systems.
- 3 year standard warranty includes all parts. Up to 10 years prorated warranty on batteries.

## MODEL TYPE 1 OPTIONS (WALL OR FLOOR)

### Can Pick Any:

- D - Drip Top (NEMA 2)
- F - Battery Charger Upgrade (12-Hour Recharge)
- LF - TVSS Line Filter
- R - Infrared Remote Test
- RT - Remote Test Switch, Alarm & Indicator
- S - Battery Strapping

### Can Pick 1:

- C - Status Monitoring Dry Form C Contacts <sup>9</sup>
- DR - Dimming Relay <sup>9</sup> (Breaks 0-10V Dimming Signal)
- O - Output Transfer Delay to Emergency <sup>9</sup> (Factory set at 6 seconds)
- Z - Zone Monitoring (Quantity Must Be Specified; Maximum of 3)

## OPTIONS FOR "G" GRID MOUNT VERSION (175VA)\*\*

### Grid Type 1:

- R - Infrared Remote Test
- RR - Remote Test Switch, Alarm & Indicator

## MODEL TYPE 2 & 3 OPTIONS\* (WALL OR FLOOR VERSIONS)

### Can Pick Any:

- D - Drip Top (NEMA 2)
- F - Battery Charger Upgrade (12-Hour Recharge)
- LF - TVSS Line Filter
- R - Infrared Remote Test
- S - Battery Strapping

### Can Pick 1 (Type 2 & 3):



- C - Status Monitoring Dry Form C Contacts <sup>9</sup>
- DR - Dimming Relay <sup>9</sup> (Breaks 0-10V Dimming Signal)
- O - Output Transfer Delay to Emergency <sup>9</sup> (Factory set at 6 seconds)
- Z - Zone Monitoring (Quantity Must Be Specified; Maximum of 3)
- BAC - BACnet Communications (MSTP)
- BIP - BACnet IP
- MIP - Modbus TCP/IP
- MOD - Modbus RTU

### MUST Pick 1 for Type 3:

- HH - Handheld Meter
- RMP - Remote Meter

\*LV1100 cannot be ordered as Type 2 or 3

\*\*Grid Mount Option is only available for 175VA units

-  = Required feature for part number.
-  = Optional feature. Not required for part number.

## DIMENSIONS

Electronics Module						Batteries 90 Minutes @ Full Load			
Partial Model Number	Power Rating (VA / W)	Cabinet Dimensions				90 Minutes Batteries (lbs / kg)	Number of Batteries	Voltage (VDC)	Total System Weight (lbs / kg)
		Width (in / cm)	Height (in / cm)	Depth (in / cm)	Weight (lbs / kg)				
LV-1 Plenum Rated Grid Mount	175	23.875 / 60.6	7.5 / 19.1	8 / 20.3	23 / 10.4	25 / 11.4	1	12	48 / 21.8
LV-1 Recessed Wall Mount	175	16.25 / 41.275	19.75 / 50.165	6.5 / 16.51	30 / 13.6	25 / 11.4	1	12	55 / 25
LV-1 Standard	175	14.25 / 36.195	17.75 / 45.085	6.5 / 16.51	30 / 13.6	25 / 11.4	1	12	55 / 25
LV-2	350	19 / 48.26	22 / 55.88	9.25 / 23.495	50 / 22.7	50 / 22.7	2	24	100 / 45.4
LV-3	550	19 / 48.26	22 / 55.88	9.25 / 23.495	55 / 24.9	75 / 34.0	3	36	130 / 59
LV-4	750	25.25 / 64.135	22 / 55.88	9.25 / 23.495	80 / 36.3	100 / 45.4	4	48	180 / 81.7
LV-5	1100	26 / 66.04	25.3 / 64.262	10.125 / 25.718	87 / 39.5	159 / 72	4	48	246 / 111.5