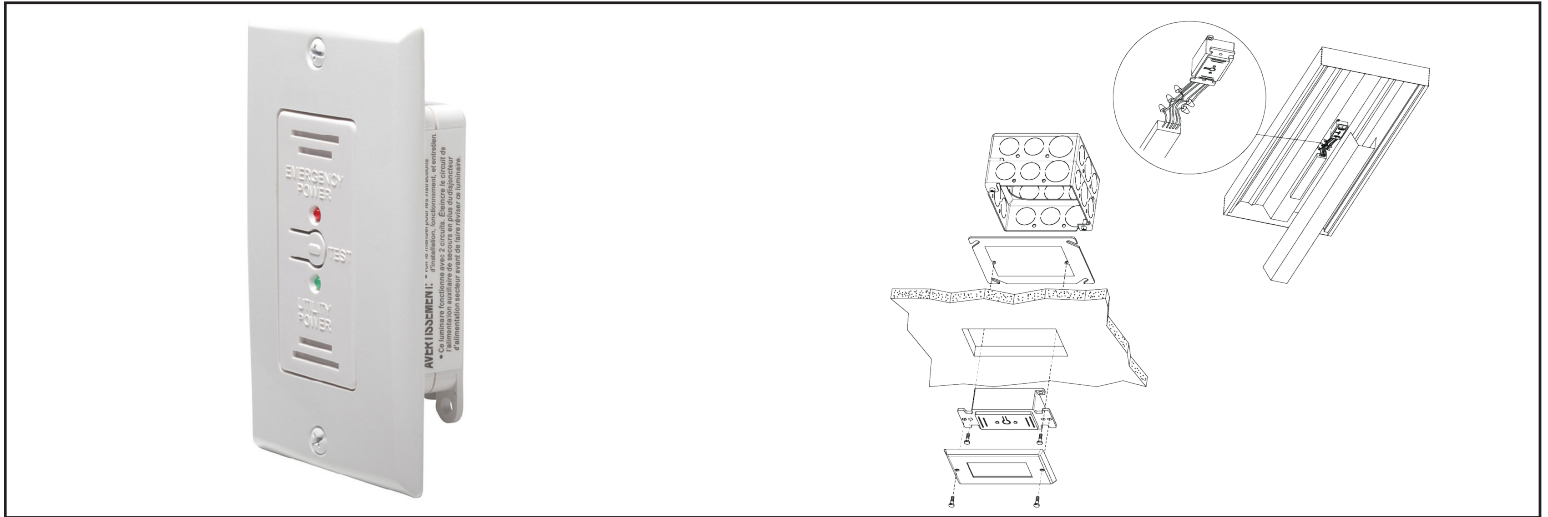


EPC-2-D FORMERLY RLY-DIM-2D

UL 924 Shunt Relay to Override Single Control Device for Emergency Fixtures Only



APPLICATION

Convert regular light fixtures to approved emergency lighting and comply with life safety codes while conserving energy and preserving lighting design aesthetics with the EPC-2-D. This slim, unobtrusive device can be flush or grid mounted for easy installation.

During normal operation, the same (0-10V device dimming system, DALI control device, occupancy sensor, relay panel, or lighting control) device can dim or switch both regular and emergency fixtures on and off simultaneously.

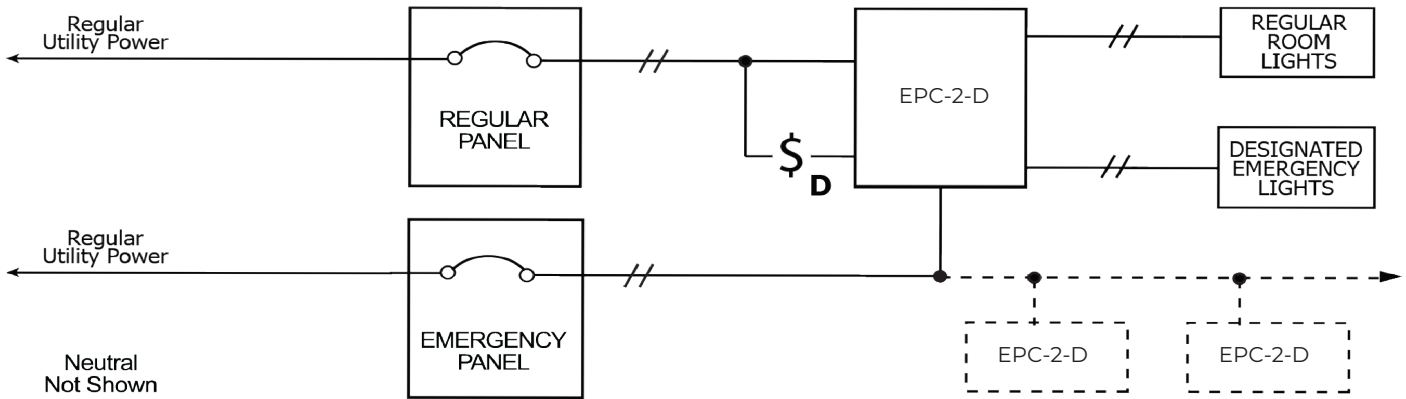
During a utility power interruption, the EPC-2-D will automatically bypass the regular lighting controls, turning the emergency lights ON at full brightness, regardless of dimmer position.

The EPC-2-D can be ceiling or wall mounted in a junction box with a single gang plaster ring. In addition, the device can be internal to most lighting fixtures and is usually located in the area where the emergency fixtures are installed.

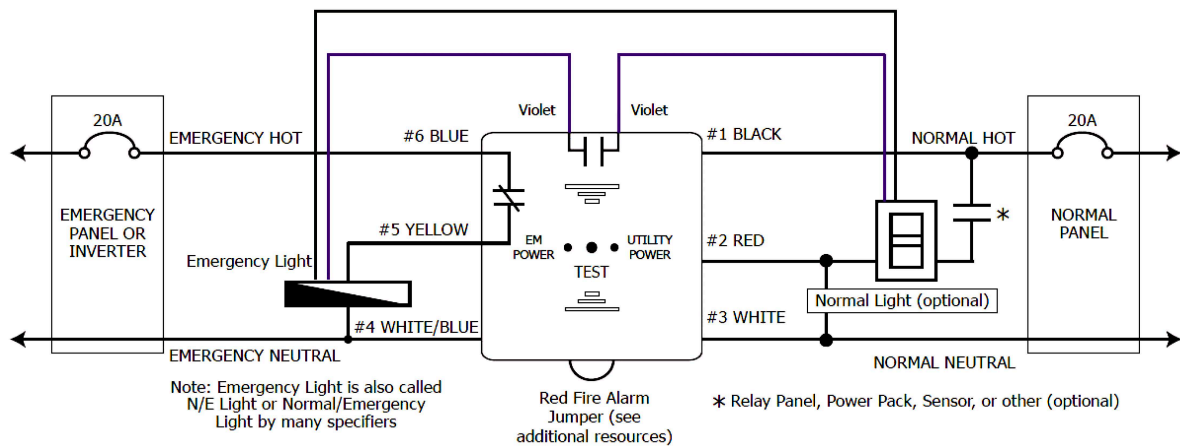
FEATURES

- UL924 listed automatic load control relay
- Unique, patented automatic diagnostics:
 - ◆ Verify availability of emergency power
 - ◆ Test functionality of EPC-2-D, ballasts, lamps, and LEDs
 - ◆ Eliminates the need for monthly manual testing
 - ◆ Allows for installation in remote areas or those inaccessible for manual testing
- Inverter, fire alarm interface, or remote test options (contact factory for details)
- Utility and emergency power indicator LEDs
- Slim, attractive flush mount profile allows for easy access to manual test switch and LEDs
- Integral front-mounted test switch
- Isolated 0-10V relay contact ensures full brightness during utility power interruption, regardless of dimmer model

SINGLE LINE DRAWING



WIRING DIAGRAM



Note: Please refer to RLY-INT/CTRL-2 installation instructions for inverter interface wiring diagram.

SPECIFICATIONS

| | | |
|-------------------|---------------------|-----------------------------|
| ELECTRICAL | MODEL NUMBER | EPC-2-D |
| | SENSING INPUT | 120V-277V |
| | LOAD RATING | 120V-277V (20A) |
| | BALLAST LOAD RATING | 20A (120V - 277V) |
| | INCANDESCENT LOAD | 1200W (120V) - 1500W (277V) |
| | WARRANTY | 5 year replacement warranty |

| | | |
|-------------------|-----------------------|--|
| MECHANICAL | MOUNTING | 4-11/16" junction box with single gang plaster |
| | RATING | UL94-5VA; UL 2043 |
| | SHIPPING WEIGHT/COLOR | 12 ounces / white |
| | TEMPERATURE | 32°F - 140°F (0°C - 60°C) |
| | FLUSH MOUNTED SIZE | single gang size |
| | BODY SIZE | 1.7" x 3" x 1.2" (W x H x D body) |