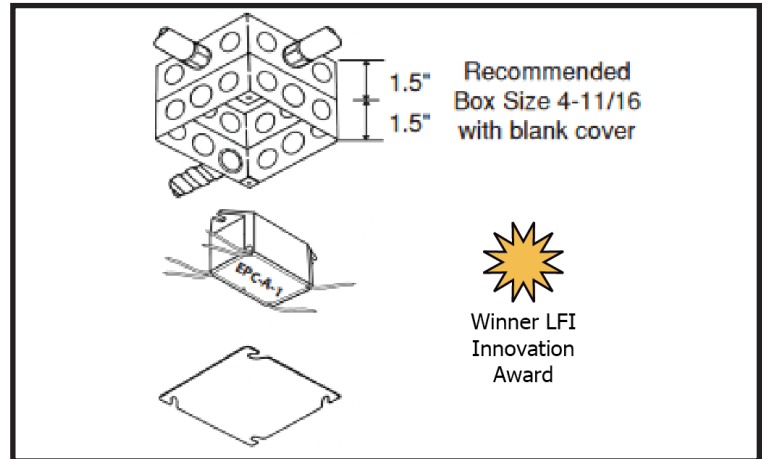


## EPC-A-1

20A Emergency Power Control  
Junction Box/Fixture Mount



## APPLICATION

In the past, emergency lights were kept on 24 hours a day to meet life safety codes. Now, you can use a UL 924 listed Emergency Power Control, Model EPC-A-1, to convert normal light fixtures into approved emergency lights. The EPC-A-1 saves energy and money while ensuring compliance with both life safety and energy codes.

During normal operation, the same switch, occupancy sensor, relay panel, or lighting control can switch normal and emergency fixtures on and off simultaneously.

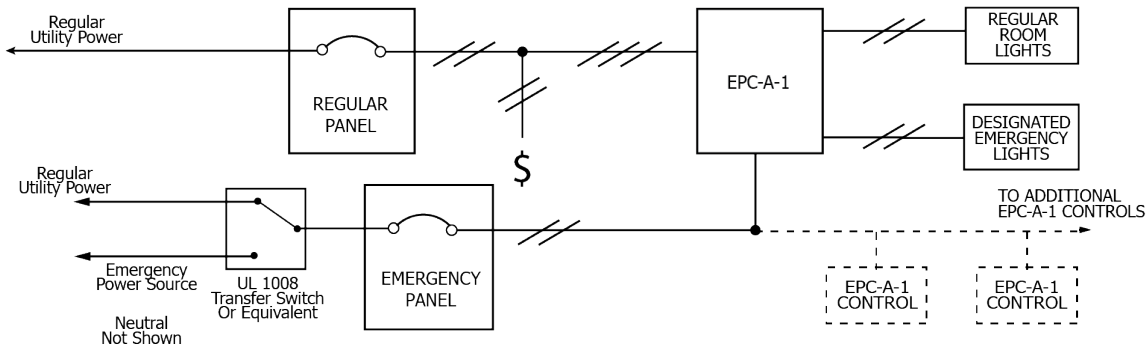
During a utility power interruption, the EPC-A-1 automatically bypasses the normal lighting controls, turning the emergency lights ON, regardless of switch position.

The EPC-A-1 is ceiling or wall-mounted in a junction box with a single gang plaster ring and is usually located in the area where the emergency fixtures are installed.

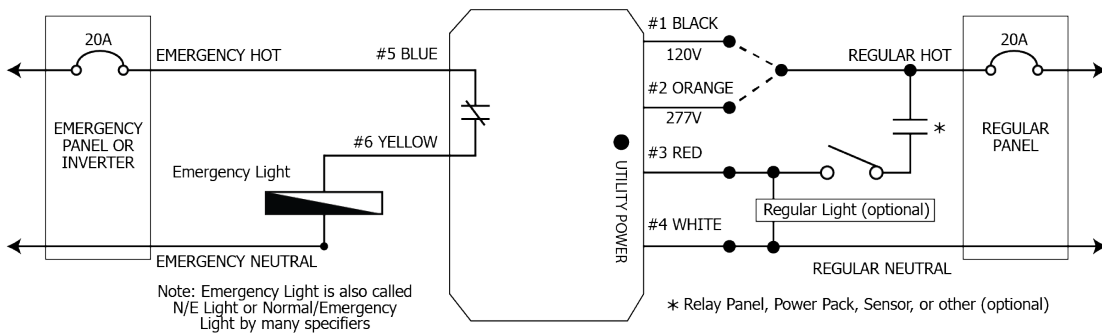
## FEATURES

- Unique, Patented Automatic Diagnostic  
When the room switch is turned off, the EPC-A-1 will run a 2.5 self-test routine, verifying that the emergency power source was available and that the EPC-A-1, ballast, and lamp(s) are all functioning correctly. This feature eliminates the need for time-consuming and costly manual monthly testing and is approved for this purpose. This also allows the unit to be installed in remote or inaccessible locations, because the unit does not rely on access to its manual test switch. Field selectable via "ATS" slider switch.
- Utility Power Indicator LED

# SINGLE LINE DRAWING



# WIRING DIAGRAM



# SPECIFICATIONS

<b>ELECTRICAL RATINGS</b>	MODEL NUMBER	EPC-A-1
	SENSING VOLTAGE	120-240/277V
	LOAD VOLTAGE	120-277V
	BALLAST/DRIVER LOAD	16 Amp Electronic Ballast/LED Driver/General Use 5 Amp Magnetic Ballast
	INCANDESCENT LOAD	1800W (120V) / 3000W (277V) Normally Closed Output Contact
	WARRANTY	5 Year Limited Warranty

<b>MECHANICAL</b>	MOUNTING	Nipples on 1/2" KO
	PLENUM RATING	Plenum Rated. Tested to UL2043. UL94-5VA.
	SHIPPING WEIGHT/COLOR	4 oz. / Black
	TEMPERATURE	-40°C - 60°C (40°F - 140°F)
	BODY SIZE (without Hub/Ears)	2-1/2" x 1-5/8" x 1-3/8"
	BODY SIZE (with Hub/Ears)	3-5/8" x 1-5/8" x 1-3/8"