


## Illuminator Hypernova Series

Three Phase Emergency Lighting Inverter System

Three Phase Systems 5.0KVA/KW to 50.0KVA/KW  
Designed with Industry Leading Compact Footprint

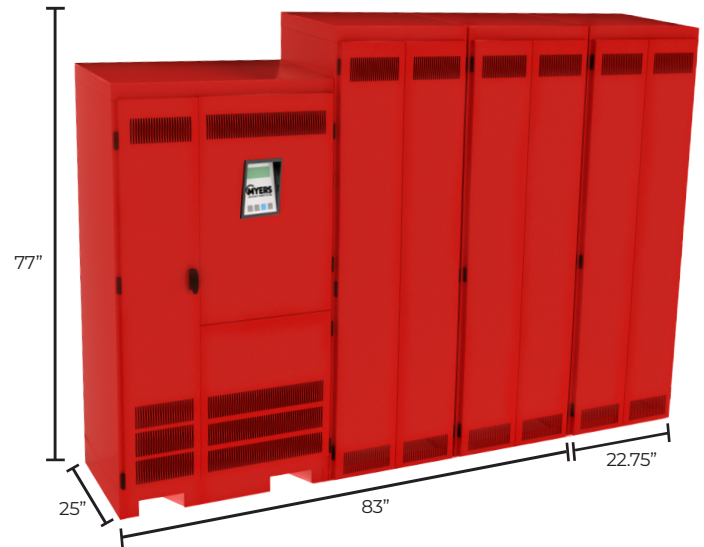
Models 5.0KVA to 10.0KVA



Models 12.5KVA to 16.7KVA



Models 25.0KVA to 50.0KVA



### STANDARD FEATURES

- 98% Efficient Typical
- PWM/IGBT Technology and Micro-Controller
- Internal Maintenance Bypass
- User Programmable with Password Protection
- UL 924 Listed
- Automatic Event, Test and Alarm Log
- RS232 Communications Port
- Input Circuit Breaker
- 2ms Transfer Time
- Low Audible Noise
- Space-Saving Design
- 65kAIC Withstanding Rating

### OPTIONAL FEATURES

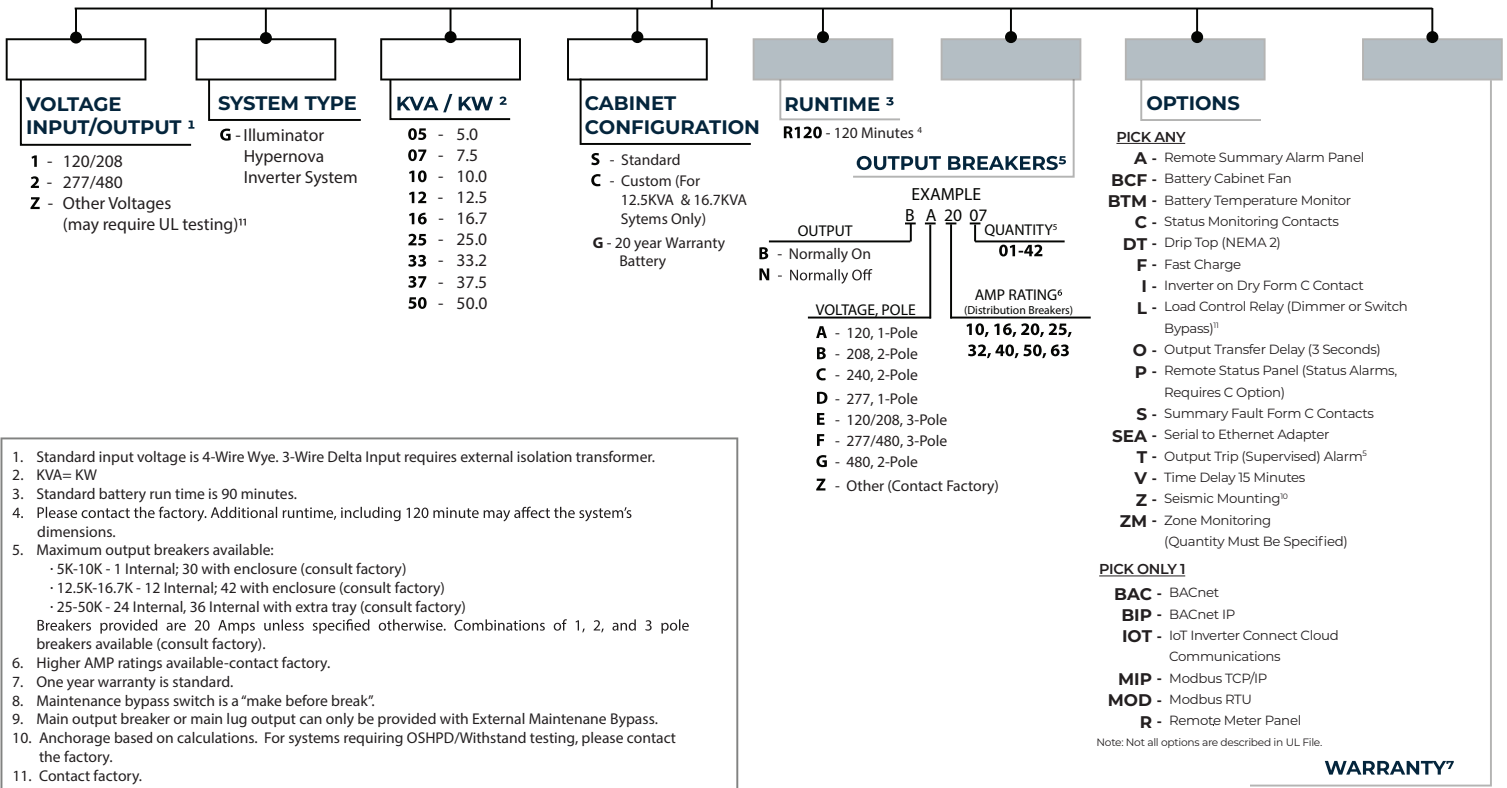
- Enhanced Communications
  - Expanded Building Management Protocols
  - BACnet or Modbus Communications Interface
  - NEW IoT Connect Cloud Software**
- External Maintenance Bypass
- Summary Alarm Dry Form C Contacts
- Internal Output Distribution Circuit Breakers
- Factory Startup and Training
- Normally Off Output
- Output Trip Alarms
- Remote Panels (Meter, Status or Summary Alarm)
- Factory Startup, Training & Extended Factory Warranty

### SPECIFICATIONS

- Input Voltage: 120/208VAC or 277/480 VAC  
3-Phase 4-Wire Plus Ground
- Output Voltage: 120/208VAC or 277/480 VAC  
3-Phase 4-Wire Plus Ground
- Output Load Power Factor .5 Lag to .5 Lead
- Compatible with all lighting including LED Drivers
- Forced Air Cooling Only During Emergency Operation;  
No Filters Required
- Output Distortion Less than 3% THD for Linear Loads
- Compatible with Generators (10x Inverter Size)
- Custom Voltages Available
- 90 Minute Runtime Standard; 120 available
- Inverter Operating Temperature 32°F to 104°F (0°C to 40°C)
- Battery Operating Temperature 68°F to 86°F (20°C to 30°C)  
per UL 924 Specifications

# ORDERING GUIDE

Example Model Number:  
1-G-05-S-BA2007-T-2YW



- Standard input voltage is 4-Wire Wye. 3-Wire Delta Input requires external isolation transformer.
- KVA= KW
- Standard battery run time is 90 minutes.
- Please contact the factory. Additional runtime, including 120 minute may affect the system's dimensions.
- Maximum output breakers available:
  - 5K-10K - 1 Internal; 30 with enclosure (consult factory)
  - 12.5K-16.7K - 12 Internal; 42 with enclosure (consult factory)
  - 25-50K - 24 Internal, 36 Internal with extra tray (consult factory)
 Breakers provided are 20 Amps unless specified otherwise. Combinations of 1, 2, and 3 pole breakers available (consult factory).
- Higher AMP ratings available-contact factory.
- One year warranty is standard.
- Maintenance bypass switch is a "make before break".
- Main output breaker or main lug output can only be provided with External Maintenance Bypass.
- Anchorage based on calculations. For systems requiring OSHPD/Withstand testing, please contact the factory.
- Contact factory.

= Required feature for part number.  
 = Optional feature. Not required for part number.

**ACCESSORIES**

- EMBP - External Maintenance Bypass Switch<sup>8,9</sup>
- SPARES - Spare Parts Kit
- SPAREF - Spare Fuses

## DIMENSIONS (90 MINUTE RUN SYSTEMS)<sup>4</sup>

Electronics Module (Sized for 90 Minute Runtime)					Batteries 90 Minutes @ Full Load				Total System						
Partial Model Number	Power Rating (KVA / KW)	Efficiency (Typical %)	Audible Noise (db)	Heat Loss (BTU)	Cabinet Dimensions				Battery Cabinet Dimensions				Number of Batteries	Dimensions W x H x D (in)	Weight (lbs)
					Width (in / cm)	Height (in / cm)	Depth (in / cm)	Weight (lbs)	QTY	Width (in / cm)	Height (in / cm)	Depth (in / cm)			
G-05	5.0	97	45	340	24 / 61	47 / 119	25 / 64	485	1	17.5 / 44.5	62 / 157.5	25 / 64	12	41.5 x 62 x 25	1,730
G-07	7.5	97	45	510	24 / 61	47 / 119	25 / 64	485	1	17.5 / 44.5	62 / 157.5	25 / 64	12	41.5 x 62 x 25	1,970
G-10	10.0	97	45	680	24 / 61	47 / 119	25 / 64	590	1	17.5 / 44.5	62 / 157.5	25 / 64	12	41.5 x 62 x 25	2,315
G-12 (Standard)	12.5	97	45	850	30 / 76	47 / 119	25 / 64	640	1	22.75 / 58	77 / 196	25 / 64	15	53 x 77 x 25	2,815
G-12 (Custom)	12.5	97	45	850	30 / 76	47 / 119	25 / 64	640	1	28 / 71.5	62 / 157.5	25 / 64	15	58 x 62 x 25	3,040
G-16 (Standard)	16.7	97	45	1136	30 / 76	47 / 119	25 / 64	640	1	22.75 / 58	77 / 196	25 / 64	20	53 x 77 x 25	3,415
G-16 (Custom)	16.7	97	45	1136	30 / 76	47 / 119	25 / 64	640	1	28 / 71.5	62 / 157.5	25 / 64	20	58 x 62 x 25	3,440
G-25	25.0	97	45	1700	37.5 / 95	72 / 182	25 / 64	1150	2	45.5 / 116	77 / 196	25 / 64	40	83 x 77 x 25	5,900
G-33	33.2	97	45	2258	37.5 / 95	72 / 182	25 / 64	1150	2	45.5 / 116	77 / 196	25 / 64	40	83 x 77 x 25	6,700
G-37	37.5	97	45	2550	37.5 / 95	72 / 182	25 / 64	1360	3	68.25 / 173.5	77 / 196	25 / 64	60	105.75 x 77 x 25	8,485
G-50	50.0	97	45	3400	37.5 / 95	72 / 182	25 / 64	1360	3	68.25 / 173.5	77 / 196	25 / 64	60	105.75 x 77 x 25	9,685

